

# Picking and Percussive Jam

April 20, 2019



## Welcome/Introductions

Surfin USA

Handy Man

Don't Be Cruel

Brown Eyed Girl

Can't Help Falling In Love With You

Down On The Corner

Lodi

King of the Road

The Lion Sle \*\*\* Take A Break/Connect/Refreshments\*\*\*



10) My Girl

11) Save the Last Dance For Me

12) Leaving on a Jet Plane

13) Fly Me To The Moon

14) Autumn Leaves

15) Will You Still Love Me Tomorrow

16) I'm a Believer

17) Under The Boardwalk

18) Happy Trails/Aloha Oe



## Holding a pick

Here are some hints which will help out your pick-style playing considerably.

- Hold your pick between your right hand thumb and the left side of your index finger tip, keeping your thumb perfectly straight so that it is tension free. The other fingers should be curved and relaxed
- The pick should be held loosely enough that there is a little give and take when you strike a string. This way you won't feel like you're digging in or dragging across the string.
- The pick should strike each string perpendicularly or straight on, as opposed to striking the string at an angle. You will get a fuller sounding note this way.
- Also, only the tip part of the pick needs to strike the string. There is no need to dig your pick down between the strings. This creates too much resistance.
- When you use a pick, your up and down picking motions come from your hand, wrist and forearm at the exact same time. They move as 1 unit in a rotary motion and your wrist stays perfectly straight.
- Keep your middle, ring, and little fingers loosely held back in the palm of your hand - don't give in to the temptation of resting your little finger on the pick guard or the face of your guitar. This will only serve to glue you into 1 position and will cut down on your mobility and freedom of motion.
- At all times your hand should feel and be relaxed. If it is not then you play either slower than you can or rhythmically stiff sounding.


# A picture to demonstrate



Here is the overall. See how little of the tip is out!!



How the pick is on the thumb



Should give you a good idea on how to hold it.

- Make sure that just the tip is out.
- These pictures show the basic idea. I suggest even less out than the pictures are showing. In taking the photos, I found that if I held as little of the pick out as I usually do, that it could barely be seen.

- Strum
- You should pivot at the wrist.
- Only go a little beyond
- Start with all down str
- Then add in up strokes

### Basic Strums

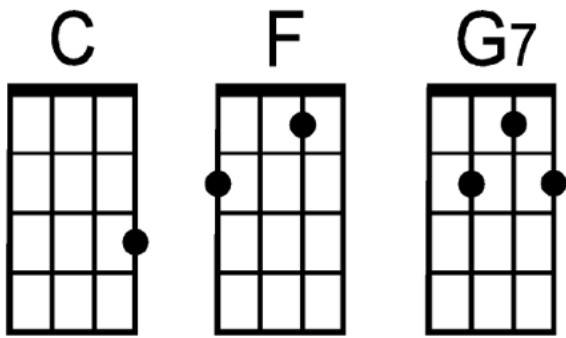
Frank Markovich



1/8<sup>th</sup> notes).

# For Fingerpicking strums Correct Picking Hand Position.

- The right hand position is important in order to get not only a good tone but to play progressively more difficult pieces.
- If you are right handed the thumb needs to be in front of the other fingers (to the left). Have it ready to hit the lower pitched strings.
- The fingers should be curved and touching each other. They should be ready to hit the following (index ready to hit the 3rd string, middle finger the 2nd string and ring finger the first string).



Surfin USA Introduction is a 'C' chord.

Introduction:

♩ = 120

The musical notation shows the introduction of Surfin USA. It is in 4/4 time with a tempo of 120 beats per minute. The melody is written in a treble clef staff, and the guitar accompaniment is written in a guitar staff. The guitar staff shows the fret numbers for each string: 1st (T), 2nd (A), and 3rd (B). A yellow square highlights the first measure of the guitar accompaniment, which is an open C chord (0-0-0-3-2-0). The melody starts with a quarter rest, followed by a quarter note G4, and then a series of eighth notes: G4, A4, B4, A4, G4, F4, E4, D4, C4. The guitar accompaniment consists of a steady eighth-note pattern: 0-4-5, 3-3-3-3-3, 5-3-0, 3-5-3.

Play the 5 5 on the 2<sup>nd</sup> and 3<sup>rd</sup> Strings with the 3<sup>rd</sup> finger flattened.  
Will demonstrate

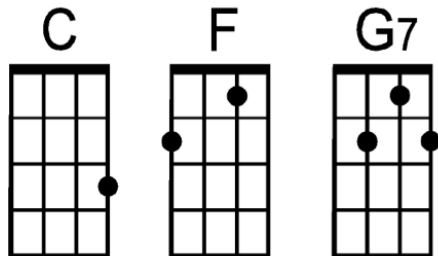
SURFIN' U.S.A.

Strum: 1/8<sup>th</sup> note all down – D, D, D, D, D, D, D, D

C G7 Tacit C  
If ev'rybody had an | ocean, | across the U.S. | A.  
C Tacit G7 Tacit C  
Then ev'rybody'd be | surfin' | like Californi- | a  
C Tacit F Tacit C  
You'd see them wearin' their | baggies, | huarachi sandals | too  
C Tacit G7 F Tacit C  
A bushy bushy blond | hairdo, | surfin' U.S. | A.

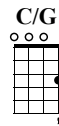
C G7 C  
You'll catch 'em surfin' at | Del Mar, | Ventura County | Line  
C G7 C  
Santa Cruz and Tressels, | Australia's Nara- | bine  
C F C  
All over | Manhattan | and down Doheny | Way  
C G7 F C  
Ev'rybody's gone | surfin' | surfin' U.S. | A.

Will add in Tacits the first section. Play the chord for 1 measure then strum only one beat in the second measure and stop the sound. Then after you master that do the same thing but on beats 2, 3 and 4 in the 2<sup>nd</sup> measure tap the top of the ukulele.





One option is to play 1 beat of C to 1 beat C6 – 2 times per measure. Then the same idea for G7 but play a G to G6, lastly for F play F to F6 one beat each.



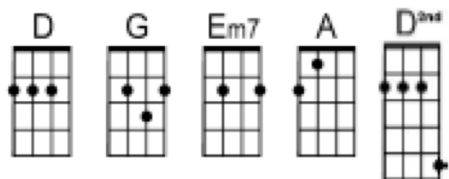
Below is a blues backup for the Chords - Optional

C Tuning  
 ① = A ③ = C  
 ② = E ④ = G  
 ♩ = 120

C/G

# Don't Be Cruel

by Otis Blackwell (1956)



Intro: D . . . | . . . | . . . | . . .

D
 You know I can be found, (bop) (bop) (bop-bop)
sittin' home all a-lone
(bop) (bop) (bop-bop)

G
 If you can't come a-round, (bop) (bop) (bop-bop)
at least please tel-e-phone.
(bop) (bop) (bop-)

Em7
 Don't be cruel (ahh)
A
 to a heart that's true (ahh)
D
 (ahh)

D
 Baby, if I made you mad, (bop) (bop) (bop-bop)
for something I might have said,
(bop) (bop) (bop-bop)

G
 Please for—get my past, (bop) (bop) (bop-bop)
the future looks bright a—head.
(bop) (bop) (bop-)

Em7
 Don't be cruel (ahh)
A
 to a heart that's true (ahh)
D
 (ahh)

## Bridge 1:

G
 I don't want no o—ther love— (ahh)
A
 Ba-by, it's just you I'm— thinkin' of. (ahh)
D
 (hmmm)

D
 Don't stop think-in' of me, (bop) (bop) (bop-bop)
don't make me feel this way.
(bop) (bop) (bop-bop)

G
 C'mon over here and love me, (bop) (bop) (bop-bop)
you know what I want you to say.
(bop) (bop) (bop-)

Em7
 Don't be cruel (ahh)
A
 to a heart that's true (ahh)
D
 (ahh)

Strum: D D D D Accent beats 2 and 4.  
 Count 1 2 3 4

# Brown Eyed Girl

Strum: D D U U D U

Count 1 2(&3)& 4 &

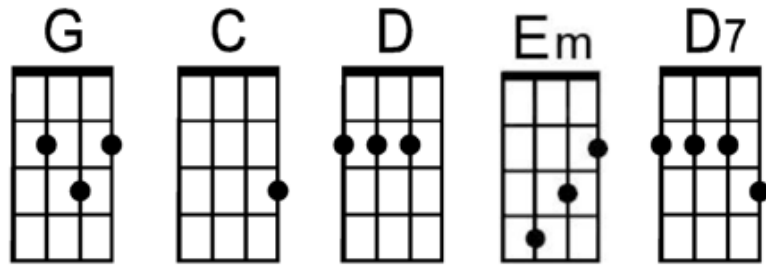
**G** **C G** **D G** **C G** **D G**  
 ll: Hey, where did we | go | days when the rains | came. | Down in the | hollow | playin' a new | game. | Laughin' and a |

**C** **G** **D G** **C** **G D** **C**  
 runnin', hey, hey, | Skippin' and a | jumpin', | In the misty morn | ing fog with | our | hearts a thumpin' and | you,

**D** **G Em C** **D** **G D**  
 My Brown Eyed Girl, | | You're my | Brown Eyed Girl. | | Do you remem- | ber when | we

**G** **C** **G** **D G** **C** **G** **D**  
 used to sing | Sha la la la | la la la la | la la la te da. | | Sha la la la | la la la la | la la la te da. | la te da.: | |

**G**  
 | | . :|| ||



**Intro: chords and riff: play twice**

**G** . . . | **C** . . . | **G** . . . | **D** . . . |  
 A—2—3—5—3—2—7—9—10—9—7—2—3—5—3—2—0—0—  
 E—3—5—7—5—3—8—10—12—10—8—3—5—7—5—3—2—2—3—2—

# Can't Help Falling In Love With You

artist:Elvis Presley , writer:Hugo Peretti, Luigi Creatore and George David Weiss

<https://www.youtube.com/watch?v=uqv5b0UjR4g> Capo 2

[C] Wise [Em] men [Am] say only [F] fools [C] rush [G] in  
But [F] I [G] can't [Am] help [F] falling in [C] love [G] with [C] you  
[C] Shall [Em] I [Am] stay, would it [F] be [C] a [G] sin?  
If [F] I [G] can't [Am] help [F] falling in [C] love [G] with [C] you

[Em] Like a river [B7] flows [Em] surely to the [B7] sea [Em] Darling so it [B7] goes  
[Em] Some things [A7] are meant to [Dm] be [G]

[C] Take [Em] my [Am] hand, take my [F] whole [C] life [G] too For [F] I [G] can't [Am] help [F] falling in [C] love  
[G] with [C] you

[Em] Like a river [B7] flows [Em] surely to the [B7] sea [Em] Darling so it [B7] goes  
[Em] Some things [A7] are meant to [Dm] be [G]

[C] Take [Em] my [Am] hand, take my [F] whole [C] life [G] too For [F] I [G] can't [Am] help [F] falling in [C] love  
[G] with [C] you For [F] I [G] can't [Am] help [F] falling in [C] love [G] with [C] you

This song is in 6/8 so 6 beats or counts per measure.

Strum: D D D D D D

Count 1 2 3 4 5 6 Accent beats 1 and 4

Or fingerpicking – my preference.

Count	Finger	String
1 Thumb 4 <sup>th</sup>	string	
2 Index 3 <sup>rd</sup>	string	
3 Middle 2 <sup>nd</sup>	string	
4 Ring 1 <sup>st</sup>	string	
5 Middle 2 <sup>nd</sup>	string	
6 Index 3 <sup>rd</sup>	string	

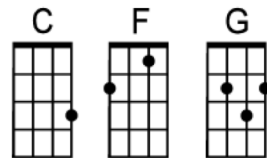


# Down on the Corner

by John Fogarty (Creedence Clearwater Revival - 1969)

Strum: D D U U D U

Count 1 2(&3)& 4 &



Same strum as Brown Eyed Girl

**Intro:** C . . . | G . C . | C . . . | G . C . | F . . . | C . . . | . . . | G . C . |  
 A  
 E  
 C 0 0 0 0 0 0 0 0 0 0 1 1 1 0 3 3  
 Low G 2 0 2 0 0 4 2 0 2 0 0 4 2 0 2 0 0 4 2 0 2 0 4

C . . . | G . C . |  
 Early in the evenin' just around supper time  
 . . . | G . C . |  
 Over at the courthouse they're starting to un-wind  
 F . . . | C . . . |  
 Four kids on the corner trying to bring you up  
 . . . | G . C . |  
 Willy picks a tune out— and he blows it on the harp

**Chorus:** F . C . | G . C  
 Down on the corner out in— the street  
 . | F . C . | G . C . |  
 Willy and the Poorboys are playin'. Bring a nickel, tap your feet

C . . . | G . C . |  
 Rooster hits the washboard and people just gotta smile  
 . . . | G . C . |  
 Blinky thumps the gut bass and solos for a while  
 F . . . | C . . . |  
 Poorboy twangs the rhythm out on his Kalama-zoo.  
 | . . . | G . C . |  
 And Willy goes in to a dance and doubles on ka-zoo.

**Chorus:** F . C . | G . C  
 Down on the corner, out in the street  
 . | F . C . | G . C . |  
 Willy and the Poorboys are playin'. Bring a nickel, tap your feet.

# Lodi

artist:Creedence Clearwater Revival , writer:John Fogerty

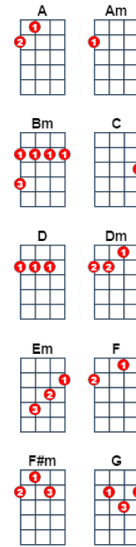
[Creedence Clearwater Revival: https://www.youtube.com/watch?v=yA7iGxV6rt4](https://www.youtube.com/watch?v=yA7iGxV6rt4) (Buit in Bb - sorry)

Intro .. [C] [F] [C]

[C] It was just about a year ago, I [F] set  
out on the [C] road  
Seeking my [Em] fame and [Am] fortune, [Dm]  
looking for a pot of [G] gold  
Well [C] things got [Em] bad and [Am] things got worse I [F]  
guess you know the [C] tune  
Oh Lord, I'm [G] stuck in Lodi a[F]gain [C]  
I rode in on the greyhound, but I'll be [F]walking out if I [C] go I was just  
[Em] passing [Am] through,  
must be [Dm] seven months or [G] more  
I [C] ran out of [Em] time and [Am] money,  
[F] looks like they took my [C] friends  
Oh Lord, I'm [G] stuck in Lodi ag[F]ain [C]  
The man from the magazine, said [F] I was on my [C] way  
Somewhere I [Em] lost con[Am]nections,  
I [Dm] ran out of songs to [G] play  
I [C] came into [Em] town, a [Am] one night stand  
[F] Looks like my plans fell [C] through Oh Lord, I'm [G]  
stuck in Lodi ag[F]ain [C]

Strum: D D U D U D U

Count 1 2 & 3 & 4 &



# King of the Road [C]

artist: Roger Miller , writer: Roger Miller

Strum: D D D D Accent beats 2 and 4. Same as Don't Be Cruel

Count 1 2 3 4

Roger Miller - <https://www.youtube.com/watch?v=WrhAC0dFis0>

[C] Trailer for [F] sale or rent, [G7] Rooms to let

[C] fifty cents. No phone, no [F] pool, no pets

I [G7] ain't got no cigarettes

Ah, but.. [C] two hours of [F] pushin' broom Buys an

[G7] eight by twelve [C] four-bit room I'm a [C7] man of

[F] means by no means [G7] King of the [C] road.

[C] Third boxcar, [F] midnight train,

[G7] Destination [C] Bangor, Maine. Old worn out

[F] suits and shoes,

I [G7] don't pay no union dues,

I smoke [C] old stogies [F] I have found [G7] Short,

but not too [C] big around

I'm a [C7] man of [F] means by no means [G7] King of

the [C] road.

I know [C] every engineer on [F] every train

[G7] All of their children, and [C] all of their names And [C]

every handout in [F] every town

And [G7] every lock that ain't locked when no one's around.

Repeat 1<sup>st</sup> Verse

[G7] King of the [C] road (x 3)

11/09/2018

But in E



# Lion Sleeps Tonight, The

artist:The Tokens , writer:Solomon Linda

The Tokens: <https://www.youtube.com/watch?v=8E8xMcXmI9E> Capo 5

11/09/2018

Strum: D D U U D U

Count 1 2(&3)& 4 &

Intro: [G] [C] [G] [D]

[G] In the jungle, the [C] mighty jungle, The [G] lion sleeps [D] tonight.

[G] In the village, the [C] peaceful village, The [G] people sleep [D] tonight.

Chorus

a [G] weem away, aweem away, a [C] weem away, aweem away, a [G] weem away, aweem away, a  
[D] weem away, aweem away a [G] weem away, aweem away, a [C] weem away, aweem away, a  
[G] weem away, aweem away, a [D] weem away, aweem away

[G] Near the village the [C] peaceful village The [G] lion sleeps [D] tonight

[G] Near the village the [C] quiet village The [G] lion sleeps [D] tonight

Chorus

[G] Hush my darling don't [C] fear my darling The [G] lion sleeps [D] tonight

[G] Hush my darling don't [C] fear my darling The [G] lion sleeps [D] tonight

Chorus





# Break -

- Be sure to get up and stretch.
- Please put money in the donation box. This pays for the Meetup app that we use and other expenses.
- Have some refreshments –
- The team organizing and leading needs more help – if you are able to help at all please talk to any of the leaders!

# My Girl

Strum: D DU UDU

Count 1 2(&3)& 4 &

```
xA|-----3-|-----3-|-----3-5-|-----3-5-|
xE|----0-----|----0-----|1-----1-|1-----1-|
xC|-0-2-----|-0-2-----|-0-2-----|-0-2-----|
xG|-----0-2-|-----0-2-|---0-2-----|---0-2-----|
```

Verse:

I've got C sunshine F on a cloudy C day F  
 And when it's C cold outside, F I've got the month of C May F


Chorus:

C Dm F G  
 I guess you say,  
C Dm F G  
 What can make me feel this way?  
C  
 My girl...  
 Talkin' 'bout F my girl G7

Verse:

I've got C so much F honey the birds envy me C F  
F C F C  
 I've got a sweeter song - baby -, than the birds in the trees

Chorus:



# Under the Boardwalk

artist: The Drifters , writer: Kenny Young and Arthur Resnick

Strum: D D U U D U  
Count 1 2(&3)& 4 &

Next few songs use the same strum – this should help you get it down.

11/09/2018

The Drifters: <https://www.youtube.com/watch?v=EPEqRMVnZNU> (G) Intro : [C] [G7] [C] (last line of verse)

[C] Oh when the sun beats down And burns the tar up on the [G7] roof And your shoes get so hot

You wish your tired feet were fire [C] proof [C7]

Under the [F] boardwalk down by the [C] sea [Am/C] yeah

On a [C] blanket with my baby [G7] is where I'll [C] be (STOP)

Chorus:

Under the [Am] boardwalk - (out of the sun)

Under the [G] boardwalk - (we'll be havin some fun) Under the [Am] boardwalk - (people walking above) Under the [G] boardwalk - (we'll be falling in love)

Under the [Am] boardwalk.. [Am/C] boardwalk

[NC] From the [C] park you hear the happy sound of a carou [G7]sel You can almost taste the hot dogs and French fries they [C] sell [C7] Under the [F] boardwalk down by the [C] sea [Am/C] yeah

On a [C] blanket with my baby [G7] is where = 'll [C] be (STOP)

Chorus

falling in love) Under the [Am] boardwalk.. boardwalk



# Will You Still Love Me Tomorrow

artist:Carole King , writer:Gerry Goffin and Carole King

[Gerry Goffin and Carole King - https://www.youtube.com/watch? v=J8dWnU5INFw](https://www.youtube.com/watch?v=J8dWnU5INFw)

Strum: D D U U D U  
Count 1 2(&3)& 4 &

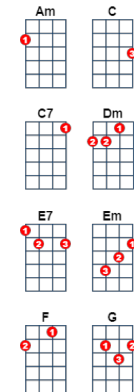
INTRO: [F] [G] [C]

[C] Tonight you're [Am] mine com-[F]plete-[G]ly  
[C] To give your [Am] love so [Dm] sweet-[G]ly To-[E7]night the light of [Am] love is in your eyes  
[F] But will you [G] love me to-[C]morrow  
[C] Is this a [Am] lasting [F] trea-[G]sure  
[C] Or just a [Am] moment's [Dm] plea-[G]sure ? Can [E7] I believe  
the [Am] magic of your sighs ?  
[F] Will you still [G] love me to-[C]morrow

[F] Tonight with words [Em] unspoken  
[F] You said that I'm the only [C] one  
[F] But will my heart be [Em] broken  
When the [F] night meets the [Dm] morning [F] sun [G]

[C] I'd like to [Am] know that [F] your [G] love  
[C] Is a love I [Am] can be [Dm] sure [G]of  
So [E7] tell me now and [Am] I won't ask again  
[F] Will you still [G] love me to-[C]morrow [C7]

[F] ...Will you still [G] love me to-[C]morrow  
[F] ...Will you still [G] love me to-[C]morrow

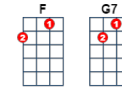
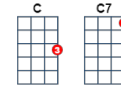


# Save the Last Dance For Me

artist:Emmylou Harris , writer:Doc Pomus and Mort Shuman

Doc Pomus and Mort Shuman, Emmylou Harris  
<https://www.youtube.com/watch?v=YleMkfHBodI> (but in Bb)

11/09/2018



You can [C] dance .. every dance with the guy Who gave you the eye, let him  
[G7] hold you tight. You can [G7] smile .. every smile for the man  
Who held your hand `neath the [C] pale moonlight

Chorus (with `Ahhhhhh` in background after F )

But [G7] don't [C7] for - [F] get who's taking you home and in whose arms  
you're[C] gonna be

So [G7] darlin', save the last dance for [C] me

Oh I [C] know (^Oh I know^) that the music's fine  
like sparkling wine, go and [G7] have your fun (^Yes I know, Oh I know^)  
Laugh and [G7] sing, but while we're apart, don't give your heart to [C] anyone

Chorus (using `Cause don't forget )

Baby, don't you know I [G7] love you so? Can't you feel it when we [C] touch? I will never, never [G7]  
let you go I love you, oh, so [C] much

You can [C] dance (^You can dance^), go and carry on  
Strum: D D U U D U  
Count 1 2(&3)& 4 &

Till the night is gone and it's [G7] time to go (^You can dance^,) If he [G7] asks .. if you're all alone,

Can he take you home, you must [C] tell him "no"

Chorus (using `Cause don't forget ) (x2)

[G7] Darlin', save the last dance for [C] me (x2)

# Leaving on a Jet Plane [C]

artist: Peter Paul and Mary , writer: John Denver

Peter Paul and Mary - <https://www.youtube.com/watch?v=zzVdEyHicz8>  
From: Richard G's Ukulele Songbook [www.scorpexuke.com](http://www.scorpexuke.com).htm

Strum: D D U U D U

Count 1 2(&3)& 4 & 11/09/018

All my [C] bags are packed I'm [F] ready to go I'm [C] standing here out [F] side your door  
I [C] hate to wake you [Dm] up to say good [G7] bye But the [C] dawn is breakin' it's [F] early morn  
The [C] taxi's waitin' he's [F] blowin' his horn Al [C] ready I'm so [Dm] lonesome I could [G7] cry



Chorus:  
So [C] kiss me and [F] smile for me  
[C] Tell me that you'll [F] wait for me  
[C] Hold me like you'll [Dm] never let me [G7] go I'm [C] leavin' [F] on a jet plane  
[C] Don't know when [F] I'll be back again  
[C] Oh [Dm] babe I hate to [G7] go



There's so [C] many times I've [F] let you down  
[C] So many times I've [F] played around  
[C] I tell you now [Dm] they don't mean a [G7] thing Ev'ry [C] place I go I'll [F] think of you  
Ev'ry [C] song I sing I'll [F] sing for you  
When [C] I come back I'll [Dm] wear your wedding [G7] ring



Chorus

[C] Now the time has [F] come to leave you  
[C] One more time [F] let me kiss you  
Then [C] close your eyes, [Dm] I'll be on my [G7] way  
[C] Dream about the [F] days to come When [C] I won't have to [F] leave alone  
[C] About the times [Dm] I won't have to [G7] say

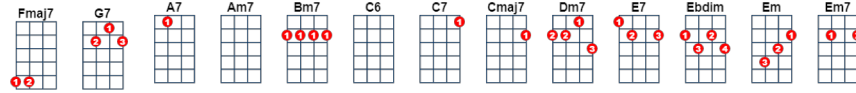
Chorus

I hate to [C] go

## Fly Me To The Moon [Am]

artist:Frank Sinatra , writer:Bart Howard

Strum: D D D D Accent beats 2 and 4.  
Count 1 2 3 4



Frank Sinatra:<https://www.youtube.com/watch?v=oCW9Hey6IVY>

[Am7] Fly me to the [Dm7] moon, and let me [G7] play among the [Cmaj7] stars  
[C7] [Fmaj7] Let me see what [Dm7] spring is like on [E7] Jupiter and [Am7] Mars  
In [A7] [Dm7] other words, [Dm7] [G7] hold my [Em7] hand. [Am7]  
In [Dm7] other words, [G7] baby [Cmaj7] kiss me. [Bm7] [E7]

[Am7] Fill my heart with [Dm7] song, and let me [G7] sing forever [Cmaj7] more [C7]  
[Fmaj7] You're all that I [Dm7] long for, all I [E7] worship and do a-[Am7]dore.[A7]  
In [Dm7] other words,[Ebdim] please be [Em] true! [A7]  
In [Dm7] other words, [G7] I love [C6] you! [E7]

[Am7] Fill my heart with [Dm7] song, and let me [G7] sing forever [Cmaj7] more [C7]  
[Fmaj7] You are all I [Dm7] long for, all I [E7] worship and do a-[Am7]dore.[A7] [Dm7]  
In other words, [Ebdim] please be [Em] true! [A7]  
[Dm7] In other words, [G7] I love [C6] you! [E7]

[Am7] Fill my heart with [Dm7] song, and let me [G7] sing forever [Cmaj7] more [C7]  
[Fmaj7] You're all that I [Dm7] long for, all I [E7] worship and do a-[Am7]dore.[A7]  
In [Dm7] other words, [G7] please be [Em] true! [A7]  
In [Dm7] other words, [G7] in other words, [Fmaj7] I [G7] love .....  
[C6] you!

# Autumn Leaves (Les feuilles mortes - 1945)

English lyrics – Johnny Mercer 1947

**INTRO: / 1 2 3 4 / [Am] / [Am]**

The falling [Dm7] leaves [G7] drift by the [Cmaj7] window [C6]  
The autumn [Dm6] leaves [E7] of red and [Am] gold [Am]  
I see your [Dm7] lips [G7] the summer [Cmaj7] kisses [C6]  
The sun-burned [Dm6] hands [E7] I used to [Am] hold [Am]

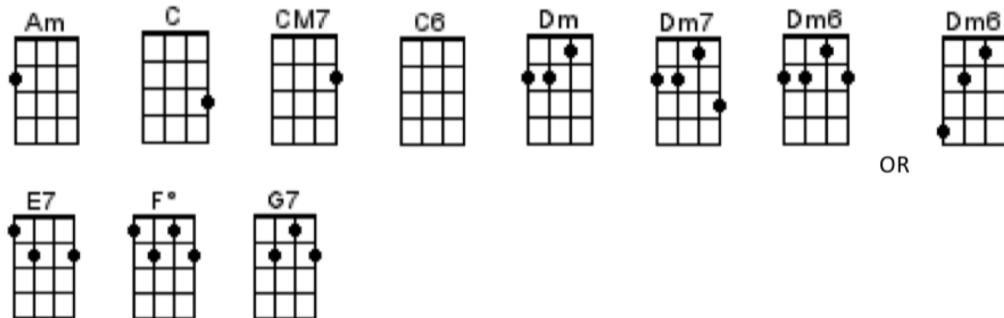
Since you [E7] went away, the days grow [Am] long [Am]  
And soon I'll [G7] hear, old winter's [C] song [C]  
But I [Fdim] miss you most of all, my [Am] darling [Am]  
When [Dm7] autumn [E7] leaves start to [Am] fall [Am]

The falling [Dm7] leaves [G7] drift by the [Cmaj7] window [C6]  
The autumn [Dm6] leaves [E7] of red and [Am] gold [Am]  
I see your [Dm7] lips [G7] the summer [Cmaj7] kisses [C6]  
The sun-burned [Dm6] hands [E7] I used to [Am] hold [Am]

Since you [E7] went away, the days grow [Am] long [Am]  
And soon I'll [G7] hear, old winter's [C] song [C]  
But I [Fdim] miss you most of all, my [Am] darling [Am]  
When [Dm7] autumn [E7] leaves start to [Am] fall [Dm]/[Am]↓

Strum: D D D D Accent beats 2 and 4.

Count 1 2 3 4





I'm a Believer [D]

artist:The Monkees , writer:Neil Diamond

Monkees - <https://www.youtube.com/watch?v=wB9YIsKIEbA> Intro:

I'm in [D] love, [G] ooh  
I'm a be [D] liever! I couldn't [C] leave her if I [A] tried.

[D] I thought love was [A] only true in [D] fairy tales  
[D] Meant for someone [A] else but not for [D] me. [D7]  
[G] Love was out to [D] get me

Capo 5

[G] That's the way it [D] seemed.  
[G] Disappointment [D] haunted all my [A] dreams.

Chorus:

[NC] Then I saw her [D] face, [G] [D] now I'm a [D] believer! [G] [D]

Not a [D] trace [G] [D] of doubt in my [D] mind. [G] [D] I'm in [D] love, [G]  
ooh I'm a be [D] liever! I couldn't [C] leave her if I [A] tried.

[D] I thought love was [A] more or less a [D] given thing,

[D] Seems the more I [A] gave the less I [D] got [D7]

[G] What's the use in [D] trying?

[G] All you get is [D] pain

[G] When I needed [D] sunshine I got [A] rain.

Chorus

Chorus

Then I saw her [D] face, [G] [D] now I'm a [D] believer! [G] [D] Not a [D] trace [G] [D] of  
doubt in my [D] mind. [G] [D]

I'm a [D] believer! [G] [D] [D] [G] [D] [D]



Strum: D D U D U D U  
Count 1 2 & 3 & 4 &

# Happy Trails & Aloha 'Oe Medley <sup>194</sup>

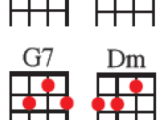
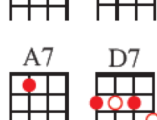
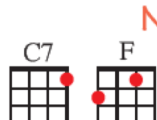
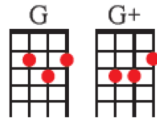
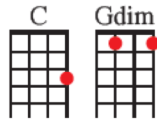
Dale Evans and Queen Lili'uokalani

• Chorus •



Happy trails to you until we meet again  
 Happy trails to you, keep smilin' until then  
 Who cares about the clouds when we're together  
 Just sing a song and bring the sunny weather  
 Happy trails to you till we meet a - gain

• Verse •



Aloha Oe, Farewell to thee  
 Thou charming one who dwells among the bowers  
 One fond embrace, before I now depart  
 Until we meet again  
 and...Happy trails to you till we meet a - gain